


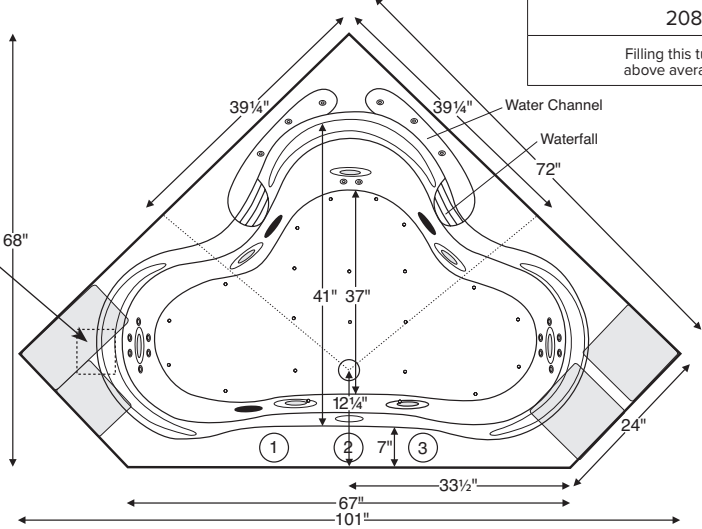
Cayman 7



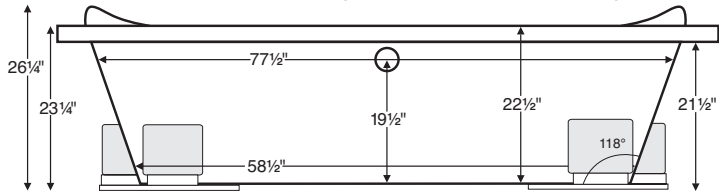
Shown with Standard Whirlpool package and optional Trim Kit.

MODEL 60
72" x 72" x 23.25"
DROP-IN (cannot be undermounted) <i>Not recommended as a tub/shower combination</i> 151 gal to overflow
Acrylic CXL®
156 lbs / 71 kg soaker 208 lbs / 94 kg plumbed
Filling this tub to the maximum may require an above average size or dedicated water heater.

Compliance Label
 Model MTXXXX
 Made in USA
 Complies with
 ANSI Z124.1-1995
 CSA Certified C/US



Numbered areas on tub deck represent possible locations to install cleaning systems, faucets and other fixtures. Shown with Air Massage and Ultra Whirlpool Package.



IMPORTANT:
 Air baths and tubs with a pre-leveled foam base or frame system add 2-3" to overall tub height.

IMPORTANT ORDERING & INSTALLATION INFORMATION

- Before ordering or installing, please consider future access to equipment.
- Add proper bedding compound to fully level and support bottom of tub.
- When equipped with an air bath package, pre-leveled foam base or frame system, overall tub height is increased by approx. 2-3" and is designed to install on a flat, level subfloor.
- Radiance placed on airbath floor will affect placement of air jets.
- System components may extend beyond the perimeter of deck.
- Please measure tub **on-site** before building tub decking.
- Advise MTI when planning to use a glass enclosure. Relocation of controls may be necessary.
- Suction and control locations may vary.
- All tubs are compliant with ASTM C 1028-07 coefficient of friction. DoloMatte meets ANSI A1371/ A326.3 coefficient of friction and AS HB198:2014 slip tests.

ELECTRICAL COMPONENTS & SPECIFICATIONS

Hydrotherapy Package	Components Included	GFCI / 110V
Soaker	recirculating waterfall pump	1-15 amp
Standard Whirlpool	2-bhp pump, recirculating waterfall pump	1-15 amp 1-20 amp
Ultra Whirlpool	2 2-bhp pumps, recirculating waterfall pump, inline heater, ozone	2-20 amp
Air Massage	heated blower, recirculating waterfall pump	1-15 amp 1-20 amp
Air Massage Elite	heated blower, recirculating waterfall pump, chromatherapy	1-15 amp 1-20 amp

Hydrotherapy Package	Components Included	GFCI / 110V
Air with Whirlpool	2-bhp pump, recirculating waterfall pump, heated blower	2-20 amp
Air with Ultra Whirlpool	2 2-bhp pumps, recirculating waterfall pump, inline heater, heated blower, ozone	2-20 amp
Air Elite with Whirlpool	2-bhp pump, recirculating waterfall pump, heated blower, chromatherapy	2-20 amp
Air Elite with Ultra Whirlpool	2 2-bhp pumps, recirculating waterfall pump, inline heater, heated blower, chromatherapy, ozone	2-20 amp

Electrical requirements may change with the addition of optional therapy components. See specific option details or installation information, CSA Certified C/US; B45.5/IAPMO ANSI Z124.1 and ANSI 112.19.7

See the Installation & Operation Manual for more details. MTI's Customer Service Monday-Friday 8am-6pm EST 800-783-8827 or service@mtibaths.com

- Before discarding tub crate, check for accessories that may be packaged inside.
- All product measurements are ±1/2".
- Specifications and configurations are subject to change without notice.
- Measurements herein supersede all others published prior to publication date below.



- Aromatherapy is eliminated for undermount applications
- Air Baths, Pre-Leveled Foam Base or Frame Systems increase overall height by 2-3".

Cayman 7
 MODEL 60
 72" x 72" x 23.25"

Hydrotherapy Packages	Package Contents	Part #	MSRP
Soaker	Soaking bath - no jets; 2 cascading waterfalls with recirculating pump	S60	\$5,115
Air Massage	20 air jets, heated air blower, Aromatherapy, 2 cascading waterfalls with recirculating pump, pre-leveled foam base	AST60	\$8,400
Air Massage Elite	30 air jets, heated air blower, Aromatherapy, Chromatherapy LED lighting, Spa Mode; 2 cascading waterfalls with recirculating pump, pre-leveled foam base	AE60	\$10,110
Standard Whirlpool	7 point-massage jets, 2-bhp pump, inline heater; 2 cascading waterfalls with recirculating pump	P60	\$7,685
Ultra Whirlpool	7 point-massage jets, 14 micro-jets with Tsubo massage, 2 2-bhp pumps, inline heater, Ozone; 2 cascading waterfalls with recirculating pump	P60U	\$10,095
Air Massage with Standard Whirlpool	7 point-massage jets, 2-bhp pump, inline heater, 20 air jets, heated air blower, Aromatherapy; 2 cascading waterfalls with recirculating pump, pre-leveled foam base	AW60	\$10,970
Air Massage with Ultra Whirlpool	7 point-massage jets, 14 micro jets with Tsubo massage, 2 2-bhp pumps, inline heater, 20 air jets, heated air blower, Aromatherapy, Ozone; 2 cascading waterfalls with recirculating pump, pre-leveled foam base	AU60	\$13,380
Air Massage Elite with Standard Whirlpool	7 point-massage jets, 2-bhp pump, inline heater, 30 air jets, heated air blower, Aromatherapy, Chromatherapy LED lighting, Spa Mode; 2 cascading waterfalls with recirculating pump, pre-leveled foam base	AEAP60	\$12,680
Air Massage Elite with Ultra Whirlpool	7 point-massage jets, 14 micro-jets with Tsubo massage, 2 2-bhp pumps, inline heater, 30 air jets, heated air blower, Aromatherapy, Ozone, Chromatherapy LED lighting, Spa Mode; 2 cascading waterfalls with recirculating pump, pre-leveled foam base	AEAP60U	\$14,280

RECOMMENDED SENSORY THERAPIES

Chromatherapy

(LE) **\$800** underwater lighting
 2 LED lights included

Audiotherapy

(STEREOBT) **\$1,390** 2 transducers with bluetooth and amplifier
 (BTREMOTE) **\$600** bluetooth remote

(STEREOH202) **\$1,575** 4 transducers amplifier not included

Thermaltherapy

(RAD100) **\$1,595** Radiance®
 2 heated zones included
 (HTISOAK) **\$825**



For more information on options and accessories go to Acrylic Tub Options at mtibaths.com

Options <i>Must be ordered at time of purchase.</i>
Standard Colors White (CWH) DoloMatte available in matte white only. Biscuit (CBS) Not available for DoloMatte.
Quick Ship reduces lead time (QSPRI) \$430 <i>Please call for availability</i>
Inline Heater maintains water temperature For Soaker or Air Baths (HTISOAK) \$825 Includes a recirculating pump <i>Cannot be combined with Microbubbles.</i>
Virtual Spout high-flow integrated tub filler (FPMJ) \$450 <i>Virtual Spout location is left of the overflow, unless otherwise specified on order.</i>
Grab Bars from \$330 <i>Selections vary. Personalization available.</i>
Textured Bottom (TXTBTM) Acrylic CXL® only \$105 DoloMatte® exceeds ANSI A137.1/A326.3 and AS HB198 slip tests.
Accessories
Pillows from \$180
Teak Bath Mat (TKMAT3018) \$815 <i>Custom sizes also available. Contact MTI for details and pricing.</i>

Hydrotherapy Equipment & Cleaning Systems <i>Must be ordered at time of purchase.</i>
Inline Heater maintains water temperature For Whirlpools or Stream Bath (HTI) \$570 Uses existing pump <i>Cannot be combined with Microbubbles.</i>
Whirlpool Cleaning Systems Fill-Flush (FFSO) \$590 Simple Touch (FFE) \$1,020 <i>Must specify stub-out location on order. See page 1 for location options.</i>
Whirlpool Jets Pump upgrade may be advisable for optimal performance when adding jets. Point-Massage Jet Extra Point-Massage Jet (EJ) \$315 Micro-Jet from \$360 <i>Jet styles and packages vary. Personalization available.</i>
Pump Upgrade - 3-bhp (PUMP3) \$315
Jet Trim Kits For Standard Whirlpool Chrome (TRC) \$270 , Brushed Nickel (TRBN) \$725 For Ultra Whirlpool Chrome (TRCU) \$370 , Brushed Nickel (TRBNU) \$960
Ozonator (OZONE) \$515 <i>Cannot be added to soakers or airbaths without combination hydrotherapy package or HTISOAK.</i>

Installation Options <i>Must be ordered at time of purchase.</i>	Tile Flange Factory-Installed on 2 sides - rigid ABS (TFKC) \$200 Field Install Kit - includes rigid ABS & adhesive (TFKNI) \$185 IMPORTANT: <i>Must specify flange location(s) on order of Factory-Installed Flange. Not available with optional Low-Profile Rim.</i>
Pre-Leveled Foam Base (PLFOAM) \$295 All airbaths include a pre-leveled foam base.	
Pre-Leveled Frame and Foam Base (PLFC) \$850	
Pre-Leveled Frame and Foam Base with Skirting (Acrylic CXL® tubs only) <i>For pricing and details go to mtibaths.com</i>	

Drains & Overflow Kits <i>Toe Tap Rectangular Overflow must be ordered at time of purchase</i>		
Cable Driven Drain Finishes – PVC Drain Kit White/Biscuit (WOCDW) \$440 Chrome (WOC) \$410 Brushed Nickel (WOCDBN) \$490 Polished Nickel (WOCDPN) \$540 Oil-Rubbed Bronze+ (WOCBOR) \$550 Polished Brass (WOCDBR) \$690 Special Finishes* (WOCDSF) \$1,135 <i>MTI does not offer a brass body cable drain kit.</i>	Toe Tap Round Overflow – PVC Drain Kit Chrome (WOTTC) \$380 Brushed Nickel (WOTTBN) \$385 Polished Nickel (WOTTPN) \$385 Special Finishes* (WOTTSF) \$1,145 Round Overflow – Solid Brass Drain Chrome (WOTTSBC) \$810 Brushed Nickel (WOTTSBBN) \$810 Polished Nickel (WOTTSBPN) \$810	Toe Tap Rectangular Overflow – PVC Drain Kit Chrome (WOTRC) \$470 Brushed Nickel (WOTRBN) \$430 White (WOTRW) \$525 Lift & Turn Drain Finishes – PVC Drain Kit Chrome (WOC) \$185 White (WOW) \$245 Brushed Nickel (WOBN) \$305

Slim-Line Overflow with Toe Tap Drain <i>Must be ordered at time of purchase.</i>		
<ul style="list-style-type: none"> Low profile overflow is factory installed Overflow measures 4.5" x 1" Provides a deeper soak Not available for commercial applications 	Slim-Line Overflow with Toe Tap Drain PVC Drain Chrome (SLOT) \$500 Brushed Nickel (SLOTBN) \$530 Polished Nickel (SLOTPN) \$555 White (SLOTW) \$430	Slim-Line Overflow with Toe Tap Drain Solid Brass Drain Chrome (SLOTSBC) \$930 Brushed Nickel (SLOTSBBN) \$935 Polished Nickel (SLOTSBPN) \$935 White (SLOTSBW) \$965

* MTI has selected an oil-rubbed bronze finish that is compatible with Delta and many other manufacturers. To ensure best match, order as a Special Finish and submit a sample.

* Allow 2-4 weeks lead time for Special Finishes. Send sample for best match.

