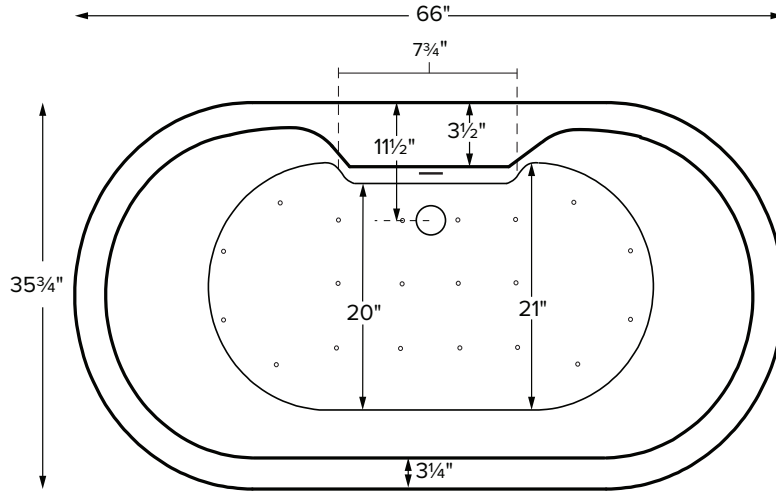


New Yorker 12



Shown with optional Slim-Line Overflow

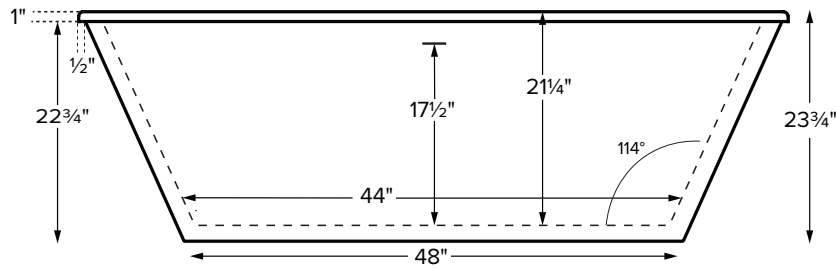
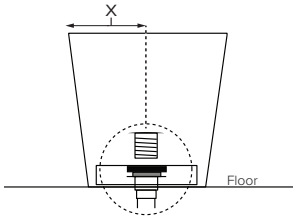
MODEL 275	
66" x 35.75" x 23.75"	
FREESTANDING 70 gal to overflow	
<b>Acrylic CXL®</b>	<b>DoloMatte®</b>
150 lbs / 68 kg	<SOAKER> 169 lbs / 77 kg
Filling this tub to the maximum may require an above average size or dedicated water heater.	



The New Yorker 12 features a flat deck on the drain side for mounting faucetry.

Shown with Air Massage Package.

Drain Rough-In Measurement



Footprint: 48" x 28"

Access panel 20 1/8" x 15 1/8"



**ELECTRICAL COMPONENTS & SPECIFICATIONS**

Hydrotherapy Package	Components Included	110V GFCI
Air Massage	heated blower	1-15 amp
Air Massage Elite	heated blower, chromatherapy	1-15 amp

Electrical requirements may change with the addition of optional therapy components.  
See specific option details or installation information.  
CSA Certified C/US; B45.5/IAPMO ANSI Z124.1 and ANSI 112.19.7

**IMPORTANT ORDERING & INSTALLATION INFORMATION:**

- Before ordering or installing, please consider future access to equipment.
- Comes equipped with an access panel on the drain side for installation of valves and toe tap drain.
- Hydrotherapy equipment may ship loose for remote installation depending on tub model. See bullets at the top of the next page for details.
- Radiance placed on floor locations will affect placement of air jets.
- All tubs are in accordance with CSA B45.5/IAPMO Z124 standard and compliant with ASTM C 1028-07 coefficient of friction. DoloMatte meets ANSI A137.1/A326.3 coefficient of friction and AS HB198:2014 pendulum slip resistance testing.

- Before discarding tub crate, check for accessories that may be packaged inside.
- All product measurements are ±1/2".
- Specifications and configurations are subject to change without notice.
- Measurements herein supersede all others published prior to publication date below.

See the Installation & Operation Manual for more details.  
MTI's Customer Service: Monday-Friday 8am-6pm EST  
**800-783-8827** or [service@mtibaths.com](mailto:service@mtibaths.com)



For more information on options and accessories go to Acrylic CXL / DoloMatte Tub Options on [mtibaths.com](http://mtibaths.com)

## Designer Collection Tubs

- Airbath blower ships loose for remote installation on site.
- See the Installation & Operation Manual for more details.

**New Yorker 12**  
MODEL 275  
66" x 35.75" x 23.75"

Hydrotherapy Packages	Package Contents	Acrylic CXL®		DoloMatte®	
		Part #	MSRP	Part #	MSRP
Soaker	Soaking bath - no jets; includes a pre-leveled foam base and integrated slotted overflow with toe-tap drain kit in chrome.	<b>S275</b>	<b>\$5,675</b>	<b>S275DM</b>	<b>\$6,395</b>
Air Massage	20 air jets, heated air blower, pre-leveled foam base and integrated slotted overflow with toe-tap drain kit in chrome.	<b>AST275</b>	<b>\$8,960</b>	<b>AST275DM</b>	<b>\$9,680</b>
Air Massage Elite	30 air jets, heated air blower, Chromatherapy LED lighting, Spa Mode, pre-leveled foam base and integrated slotted overflow with toe-tap drain kit in chrome.	<b>AE275</b>	<b>\$10,670</b>	<b>AE275DM</b>	<b>\$11,390</b>

### RECOMMENDED SENSORY THERAPIES

#### Chromatherapy

(LE) **\$800** underwater lighting  
2 LED lights included

#### Audiotherapy

Not Available with Chromatherapy  
(STEREOBT) **\$1,390** 2 transducers with bluetooth and amplifier  
(BTREMOTE) **\$600** bluetooth remote

(STEREOH202) **\$1,575** 4 transducers amplifier not included

#### Thermaaltherapy

(RAD100) **\$1,595** Radiance®  
2 heated zones included

### Options *Must be ordered at time of purchase*

**Standard Colors** White (CWH) DoloMatte available in matte white only.  
Biscuit (CBS) Not available for DoloMatte.

**Quick Ship** reduces lead time (QSPRI) **\$430**  
*Please call for availability*

**Textured Bottom** (TXTBTM) Acrylic CXL® only **\$105**  
DoloMatte® exceeds ANSI A137.1/A326.3 and AS HB198 slip tests.

**Virtual Spout** high-flow integrated tub filler (FPMJ) **\$450**  
Access panel required

### Accessories

**Pillows** from **\$180**

**Teak Bath Mat** (TKMAT3018) **\$815**  
*Custom sizes also available. Contact MTI for details and pricing.*

**Teak Tub Tray**  
Slatted (TK-TRAY1) **\$500** Solid (TK-TRAY2) **\$570**

**Floor-Mounted High-Flow Tub Filler**  
Contemporary  
Chrome (FILLC) **\$1,480**  
Brushed Nickel (FILLBN) **\$1,710**

**Faucet Stand** SculptureStone® Standard  
Small 3-hole capacity  
**14¼" w x 21¾" h**  
Matte (STAND) **\$725**  
Large 5-hole capacity  
**22" w x 21¾" h**  
Matte (STANDL) **\$855**  
**+\$430 gloss finish upcharge** (SSGLOSSSNK)

### Drains & Overflow Kits *Must be ordered at time of purchase*

#### Integrated Overflow with Toe Tap

##### Slotted Overflow

PVC drain - Chrome (SLOTIOC) included

##### Finish Upcharge

White (SLOTIOWHU) **\$65**

Brushed Nickel (SLOTIOBNU) **\$65**

Polished Nickel (SLOTIOPNU) **\$105**

#### Round Overflow

Chrome (RIOC) may substitute slotted overflow

##### Finish Upcharge

White (RIOWH) **\$120**

Brushed Nickel (RIOBN) **\$120**

Polished Nickel (RIOPN) **\$120**

**Brass Tailpiece** (WIOBS) **\$85**

**Quick Connect Drain** - (WOQ) **\$460**

*May be ordered separately*

