



# MUSTEE

Preferred by the "Pros"

## 17F and 17W UTILATUB® Laundry/Utility Tubs — Premier



### Design features:

- High strength, one piece molded construction
- Produced with Mustee's proprietary DURASTONE® — combination of fiberglass and crushed stone blended with special resins for extra strength and durability
- Built-in scrub board, angled for easy access
- 19 Gallon capacity, extra deep 13" tub with smooth surface
- Leakproof, integrally molded-in drain with stopper
- Connects to standard 1½" P or S trap
- Accommodates dual-handle faucet with 4" center
- Large, self-draining back shelf with retainer curb that prohibits water run-off except into tub.
- Floor model includes heavy gauge steel legs with adjustable levelers
- Wall model includes wall mounting bracket, side supports and mounting hardware for securing tub to concrete or stud wall
- Mold and mildew-resistant components
- Easy to assemble and install
- Color-fast, marbled white finish

### Code Accepted:

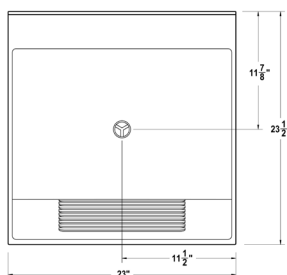
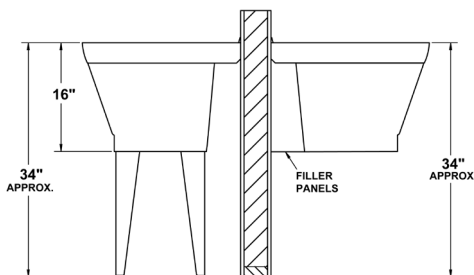
UTILATUB® and UTILATWIN® Laundry/Utility Tubs meet or exceed performance requirements as listed:

- International Association of Plumbing and Mechanical Officials (IAPMO)® Listed
- Warnock Hersey® (Canada) Listed—CSA test standards: Laundry Tray - #B45.0 and #B45.5; Drain - #B125
- American National Standards Institute (ANSI)—Specification Z 124-2011



### Specifications

Colors & Models:	Model	Mounting	H x W x D	UPC
White	17F	Floor	34" x 23" x 23-1/2"	6 71031 00023 1
White	17W	Wall	34" x 23" x 23-1/2"	6 71031 00024 8



**General:** Furnish and install as shown on plans, UTILATUB® Laundry/Utility Tub model\_\_\_\_(17F, 17W), as manufactured by E.L. Mustee & Sons, Inc. Tub shall be one-piece molded construction using DURASTONE®, a blend of natural crushed stone and polyester resins molded with matched metal molds under extreme heat and pressure. Tub to include built-in scrub board, integrally molded drain assembly for connection to standard 1-1/2" P or S-trap, stopper and wall mounting hardware or heavy gauge steel legs with built-in levelers. 19 gallon capacity tub, 13" deep. Shall meet ANSI Z 124-2011. Color: White. Weight: 17F 31 lbs.; 17W 30 lbs.



# MUSTEE

E.L. Mustee & Sons, Inc. • 5431 West 164th Street • Brook Park, OH 44142 • Phone: 216.267.3100 • Fax: 216.267.9997  
E-mail: info@mustee.com. • Web: www.mustee.com • Proudly made in the USA

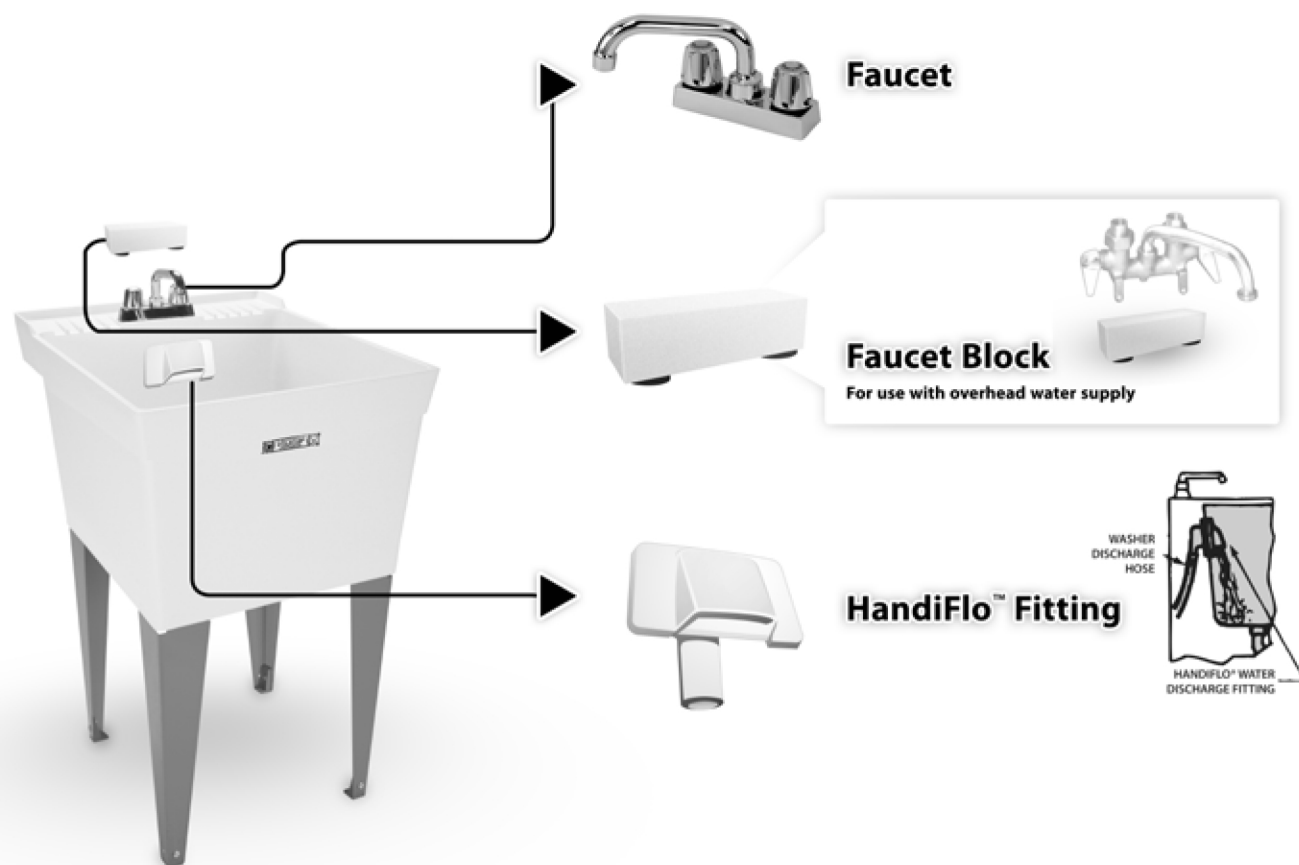
Notice: Our continuous commitment to product improvement may result in changes to product specifications without notice. Patents pending. Made and Printed in U.S.A.



# MUSTEE

Preferred by the "Pros"

## Laundry/Utility Tub Accessories



### ▶ Faucet



**Model No.**


**UPC**

93.600

6 71031 00232 7

Chrome finish, 4" center set brass faucet. 7" swing spout with aerator, level handles, replaceable seats and stems. Aerator or hose end.

### ▶ Faucet Block



**Model No.**

**UPC**

20.600

6 71031 00031 6

Used when water supply lines are above the tub. Mounts to tub shelf when using a clamp-on faucet.

### ▶ HandiFlo™ Fitting



**Model No.**

**UPC**

94.700

6 71031 00287 7

Dispenses water from washing machine discharge hose into laundry tub. Eliminates draping washer machine hose over back/side wall of laundry tub and conceals discharge hose. Mounts to back or side wall of laundry tub, includes mounting hardware.



# MUSTEE

E.L. Mustee & Sons, Inc. • 5431 West 164th Street • Brook Park, OH 44142 • Phone: 216.267.3100 • Fax: 216.267.9997  
E-mail: [info@mustee.com](mailto:info@mustee.com) • Web: [www.mustee.com](http://www.mustee.com) • Proudly made in the USA

Notice: Our continuous commitment to product improvement may result in changes to product specifications without notice.  
Patents pending. Made and Printed in U.S.A.