



PRODUCT DESCRIPTION

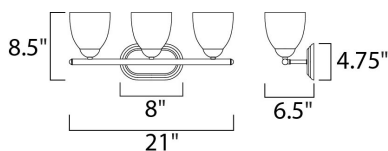
This transitional design works in any style home. Intersecting, rectangular tubing finished in your choice of Satin Nickel or Oil Rubbed Bronze gently curves to support simple line Frost glass shades.

MEASUREMENTS




DIMENSION : 21" W x 8.5" H x 6.5" Ext
 BACK PLATE : 8" W x 4.75" H
 HANGING WEIGHT : 1.9 lb

LAMPING

INPUT VOLTAGE : 120V
 LUMENS : 0 Rated
 BULB : 3 x 60W Incandescent E26 Medium , 180W Total
 BULB INCLUDED : (Not Included)
 DIMMABLE : Yes



FINISHES OPTION

-  Oil Rubbed Bronze
-  Polished Chrome
-  Satin Nickel

GLASS

Frosted FT

MATERIAL

Steel + Glass

RATINGS

cULus
 Damp Location



ADDITIONAL

INSTALL UP/DOWN: Up/Dn
 OPERATING TEMPERATURE:
 -20°C (-4°F), 40°C (104°F)

PHOTOMETRIC: Report Found Online

Always consult a qualified electrician before installing any lighting product.



WESTERN DISTRIBUTION CENTER (HEADQUARTER)
 253 NORTH VINELAND AVE | CITY OF INDUSTRY, CA 91746
EASTERN DISTRIBUTION CENTER
 4200 SHIRLEY DR. | ATLANTA, GA 30336
 P. 626.956.4200 | F. 626.956.4225 | maximlighting.com