

# 12V LED 2700K 6" Dome Path Light Centennial Brass

15870CBR27 (Centennial Brass)

Project Name: \_\_\_\_\_  
Location: \_\_\_\_\_  
Type: \_\_\_\_\_  
Qty: \_\_\_\_\_  
Comments: \_\_\_\_\_



## Certifications/Qualifications

Location Rating	Wet
Prop65	Yes
<a href="http://www.kichler.com/warranty">www.kichler.com/warranty</a>	

## Dimensions

Height	22.75"
Length	22.75"
Width	6.25"

## Electrical

Input Voltage	Dual (120/140)V
Operating Voltage Range	9-15 VAC
Voltage	12V

## Mounting/Installation

Connector	Yes
Wire Connectors	Wire Nuts

## Photometrics

Color Rendering Index	80
Delivered Efficacy (Lumens/Watt)	83
Delivered Lumens	250
Kelvin Temperature	2700K

## Primary Lamping

Lamp Included	Integrated
Lamp Type	LED
Light Source	LED
Max or Nominal Watt	3.00
Volt-Amperes (VA)	4.50




## Product/Ordering Information

SKU	15870CBR27
Finish	Brass
UPC	783927576758

## Specifications

Material	BRASS
----------	-------

## Additional Finishes

-  Centennial Brass
-  Textured Architectural Bronze
-  Textured Black

**Kichler**  
7711 East Pleasant Valley Road Cleveland, Ohio 44131-8010  
Toll free: 866.558.5706 or kichler.com

**Notes:**  
1) Information provided is subject to change without notice. All values are design or typical values when measured under laboratory conditions.  
2) Incandescent Equivalent: The incandescent equivalent as presented is an approximate number and is for reference only.

**KICHLER**®