

SPECIFICATIONS

Certifications/Qualifications

www.kichler.com/warranty

Dimensions

Base Backplate	6.00 DIA
Chain/Stem Length	36"
Weight	15.00 LBS
Height	20.00"
Overall Height	58.00"
Width	34.00"

Light Source

Lamp Included	Not Included
Lamp Type	B10
Light Source	Incandescent
Max or Nominal Watt	60.00
# of Bulbs/LED Modules	6
Max Wattage/Range	60.00
Socket Type	CAND
Socket Wire	105

Mounting/Installation

Interior/Exterior	Interior
Lead Wire Length	62
Location Rating	Dry
Mounting Style	Stem Hung
Mounting Weight	15.00 LBS

FIXTURE ATTRIBUTES




Housing

Primary Material	STEEL
------------------	-------

Product/Ordering Information

SKU	52427PN
Finish	Polished Nickel
UPC	783927002677

Finish Options

-  Black
-  Brushed Natural Brass
-  Polished Nickel



ALSO IN THIS FAMILY



52428BK



52428BNB



52428PN



52429BNB



52429PN



52427BK