

# CRYSTORAMA



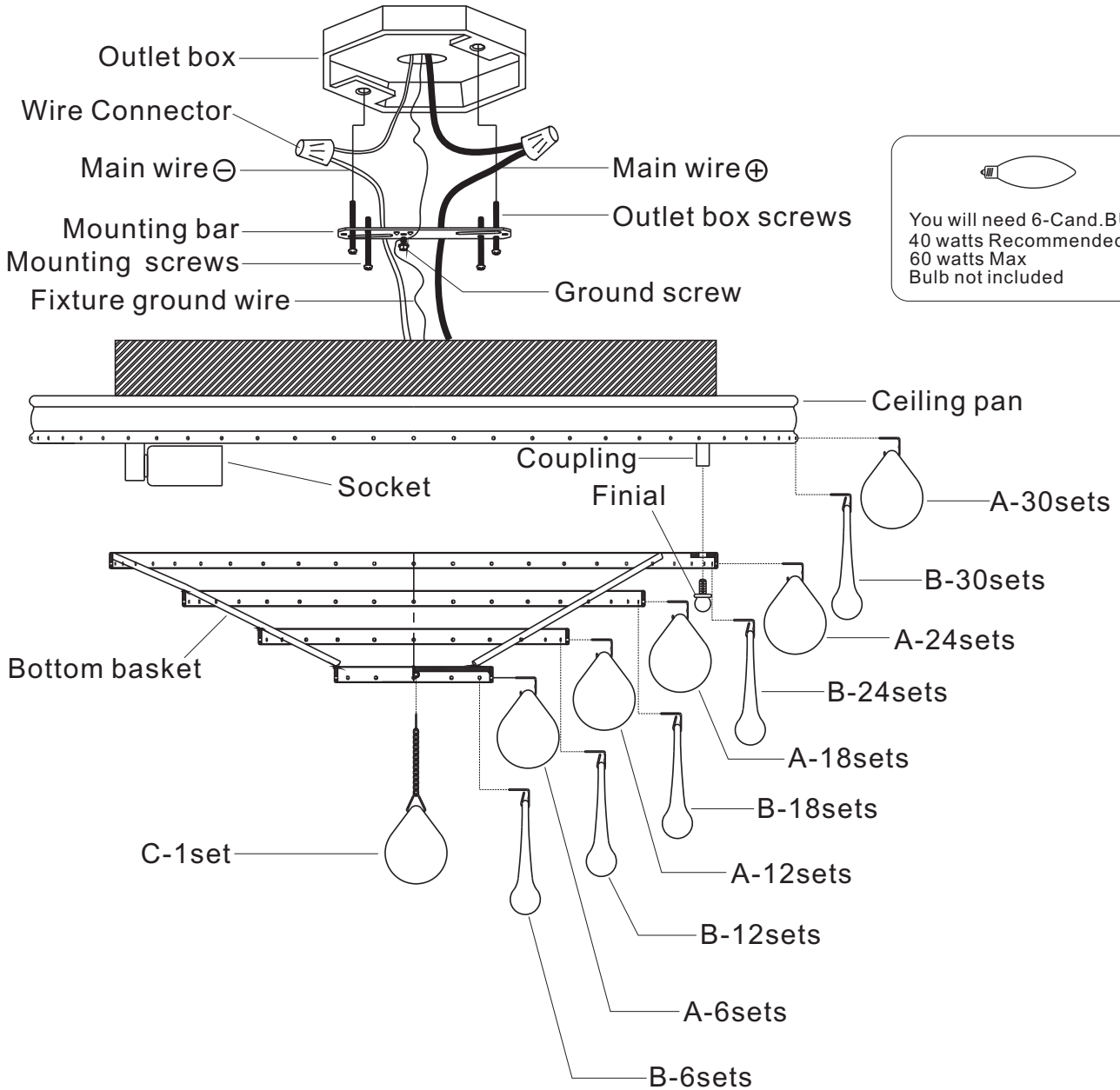
1958


95 Cantiague Rock Road, Westbury NY 11590  
 ph:516.931.9090 fax:516.931.1254  
 info@crystorama.com www.crystorama.com

## MODEL#: 138-CH ASSEMBLY AND DRESSING INSTRUCTIONS

### IMPORTANT

TURN OFF THE POWER AT THE MAIN FUSE OR CIRCUIT BREAKER BOX BEFORE STARTING INSTALLATION




  
 You will need 6-Cand.BULB  
 40 watts Recommended  
 60 watts Max  
 Bulb not included

**(HANG A AND B ALTERNATELY)**

A=  40mmx90sets (Spare parts: 2sets)

B=  76mmx90sets (Spare parts: 3sets)

C=  (40mm Ball with chain)x1set